

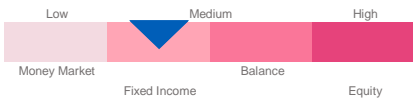
Information About Mutual Fund

Effective Date	20 November 2020
Effective Letter No.	S-1188/PM.21/2020
Launching Date	6 February 2024
Currency	Rupiah (IDR)
NAV/Unit	Rp 996.97
Total AUM Class D	Rp 93,777,083,879.00
Total Aggregated AUM	Rp 108,171,396,015.00
Minimum Initial Investment	Rp 10,000.-
Number of Units Offered	10,000,000,000 UP
Valuation Period	Daily
Deferred Sales Charge/"DSC"	- Year 1 : Max. 1,25% - Year 2 : 0,00%
Switching Fee	Max. 2,00% p.a
Management Fee	Max. 3,00% p.a.
Custodian Fee	Max. 0,15% p.a.
Custodian Bank	PT Bank HSBC Indonesia
ISIN Code	IDN000520400

Main Risk Factor

- Risk of changing economic and political conditions
- Risk of reduction in NAV for each Participation Unit
- Risk of portfolio change
- Liquidity Risk
- Default Risk

Risk Classification



UOBAM Dana Membangun Negeri invests the majority (min.80%) in debt securities and is categorized as medium risk.

Investment Manager Profile

PT UOB Asset Management Indonesia has obtained an Investment Manager license from OJK (formerly Bapepam-LK) in 2011 (No. KEP-11/BL/MI/2011 dated 27 December 2011) and an Investment Advisory license in 2019 (No.KEP: 85/D.04/2019 dated 13 December 2019). PT UOB Asset Management Indonesia is part of UOB Asset Management Ltd. was founded in Singapore in 1986 and is part of the UOB Group. UOB Asset Management Ltd. has more than 30 years of experience investing in global financial markets and is currently an Investment Manager with the most comprehensive network and has more than 16,000 distribution points in Asia.

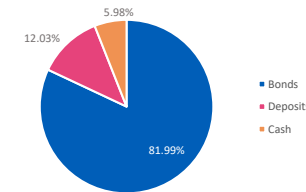
Investment Objective

UOBAM Dana Membangun Negeri aims to provide a relatively stable level of return on investment value through investment in accordance with the Investment Policy.

Investment Policies

Debt Securities : 80% - 100%
Money Market : 0% - 20%

Portfolio Composition



Top 10 Portfolio*

BANK CENTRAL ASIA	5.68%
BANK MANDIRI TASPEN	5.62%
CIMB NIAGA AUTO FINANCE	3.75%
FR0056	4.84%
FR0100	8.81%
FR0101	11.06%
INDOSAT TBK	5.21%
KERETA API INDONESIA	4.66%
TD BANK ALADIN SYARIAH	6.48%
TD BPD SULAWESI TENGAH	5.55%

* disusun berdasarkan urutan abjad

Mutual Fund Performance

Performance	YTD	1 month	3 months	6 months	1 year	3 years	5 years	Since Inception
UDARI D	N/A	-0.41%	N/A	N/A	N/A	N/A	N/A	-0.30%
UDARI D Div)**	N/A	0.06%	N/A	N/A	N/A	N/A	N/A	0.17%
Benchmark*	N/A	0.16%	N/A	N/A	N/A	N/A	N/A	0.45%

Highest Month Performance	#N/A	#N/A	UOBAM Dana Membangun Negeri (UDARI) was launched on 6 February 2024.					
Lowest Month Performance	#N/A	#N/A						

* 50% Bloomberg Barclays EM Local Ccy ID (after tax) dan 50% Avg 1-month TD (after tax)

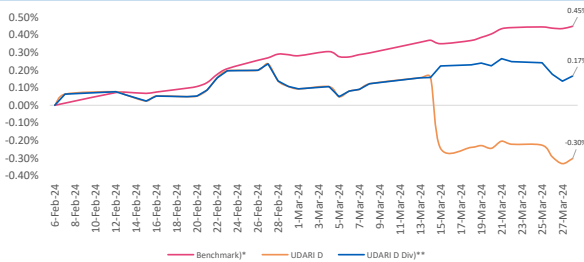
** Mutual Fund performance with the assumption that all distributed investment returns are reinvested into mutual funds.

Income Distribution

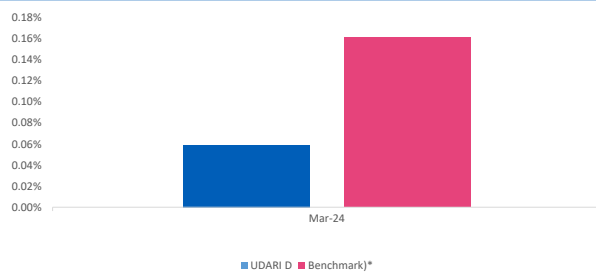
Income Distribution***	Mar-24
Rp (per unit)	4.69
% (annualized)	4.52%

*** Investors should understand that there is no guarantee or certainty regarding the amount of income distribution payments. Income distribution depends on mutual fund performance and will be at the discretion of the Investment Manager. Each dividend payment will result a decrease in the NAV and sometimes may impact the initial investment capital.

Mutual Fund Performance Since Inception



Monthly Performance in the Last 5 Years



Custodian Bank Profile

PT Bank HSBC Indonesia (formerly known as PT Bank Ekonomi Raharja) has been operating in Indonesia since 1989 which is part of the HSBC Group and has obtained approval to carry out business activities as a Custodian in the Capital Market sector from the Financial Services Authority ("OJK") No. KEP-02/PM.2/2017 dated 20 January 2017.

Access the Prospectus for more complete information on the website www.uobam.co.id

Information on Proof of Mutual Fund Ownership

In accordance with the applicable OJK regulations, the confirmation letter for the subscription, redemption, and switching of Mutual Funds is a legal proof of Mutual Fund ownership issued and sent by the Custodian Bank. If there is a Securities Ownership Reference (AKSES) facility, Participation Unit Holders can view Mutual Fund ownership via the <https://akses.ksei.co.id/> page.

Disclaimer:

INVESTMENT IN MUTUAL FUND CONTAINS RISK. PRIOR DECIDING TO INVEST, PROSPECTIVE INVESTORS MUST READ AND UNDERSTAND THE PROSPECTUS. PAST PERFORMANCE DOES NOT GUARANTEE/REFLECT AN INDICATION OF PERFORMANCE IN THE FUTURE.

THE FINANCIAL SERVICES AUTHORITY (OJK) NEITHER GIVE ANY STATEMENT TO APPROVE OR DISAPPROVE TO THIS SECURITIES, AND DOES NOT EXPRESS THE ACCURACY OR ADEQUACY OF THE CONTENTS OF THE PROSPECTUS OF THIS FUND. ANY CONTRADICTING STATEMENT WITH THESE STATEMENTS IS ILLEGAL.

Mutual Funds are Capital Market products and not products issued by Selling Agents/Banking. The Mutual Funds Selling Agent is not responsible for the demands and risks of mutual fund portfolio management carried out by the Investment Manager.

This product information summary does not replace the Mutual Fund Prospectus and has been prepared by PT UOB Asset Management Indonesia for information purposes only and does not constitute a form of offer to buy or request to sell. All information contained in this document is presented correctly. If necessary, investors are advised to seek professional opinion before making an investment decision. Past performance is not necessarily an indicator of future performance, nor is it an estimate made to give an indication of its future performance or trends.

PT UOB Asset Management Indonesia selaku Manajer Investasi terdaftar dan diawasi oleh OJK.



PT UOB Asset Management Indonesia
UOB Plaza Lt. 42
Jl. M.H. Thamrin No. 10
Telp. (+62) 21 29290889
Fax. (+62) 21 29290809



Right By You