

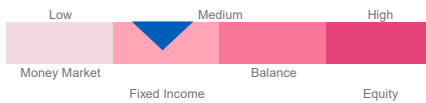
Information About Mutual Fund

Effective Date	22 December 2020
Effective Letter No.	S-1300/PM.21/2020
Launching Date	24 June 2021
Currency	Rupiah (IDR)
NAV/Unit	Rp 909.30
Total AUM	Rp 48,753,046,959.01
Minimum Initial Investment	Rp 10,000.-
Number of Units Offered	10,000,000,000 UP
Valuation Period	Daily
Subscription Fee	Max. 2.00% p.a.
Redemption Fee	Max. 2.00% p.a.
Switching Fee	Max. 2.00% p.a.
Management Fee	Max. 3.00% p.a.
Custodian Fee	Max. 0.15% p.a.
Custodian Bank	PT Bank Maybank Indonesia Tbk
ISIN Code	IDN000451507

Main Risk Factor

- Risk of changing economic and political conditions
- Risk of reduction in NAV for each Participation Unit
- Risk of portfolio change
- Liquidity Risk
- Default Risk
- Currency Risk

Ratio Classification



UOBAM Inovasi Obligasi Nasional (UNION) invests the majority (min.80%) in debt securities and is categorized as medium risk.

Investment Manager Profile

PT UOB Asset Management Indonesia has obtained an Investment Manager license from OJK (formerly Bapepam-LK) in 2011 (No. KEP-11/BL/MI/2011 dated 27 December 2011) and an Investment Advisory license in 2019 (No.KEP: 85/D.04/2019 dated 13 December 2019). PT UOB Asset Management Indonesia is part of UOB Asset Management Ltd. was founded in Singapore in 1986 and is part of the UOB Group. UOB Asset Management Ltd. has more than 30 years of experience investing in global financial markets and is currently an Investment Manager with the most comprehensive network and has more than 16,000 distribution points in Asia.

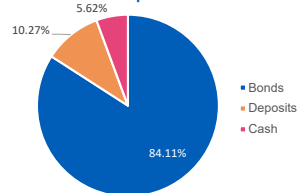
Investment Objective

UOBAM Inovasi Obligasi Nasional aims to provide a relatively stable level of return on investment value through investment in accordance with the Investment Policy.

Investment Policies

Debt Securities : 80% - 100%
Money Market : 0% - 20%

Portfolio Composition



Top 10 Portfolio

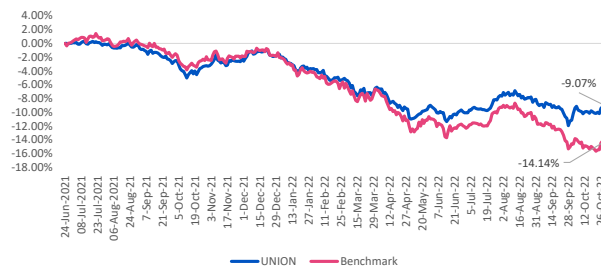
INDOIS 27	Bonds
INDON 23	Bonds
INDON 24	Bonds
INDON 25	Bonds
INDON 26	Bonds
INDON 30	Bonds
INDON 31	Bonds
INDON 35	Bonds
INDON 38	Bonds
INDON 44	Bonds

Mutual Fund Performance

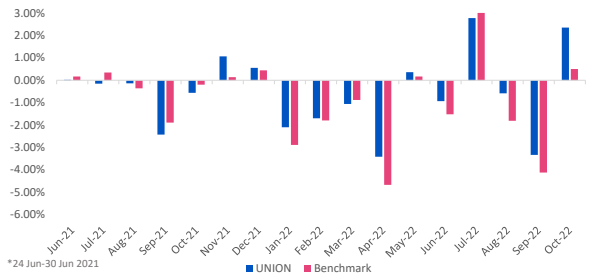
Performance	YTD	1 month	3 months	6 months	1 year	3 years	5 years	Since Inception
UNION	-7.54%	2.35%	-1.63%	0.53%	-6.04%	N/A	N/A	-9.07%
Benchmark¹⁾	-12.95%	0.50%	-5.38%	-3.42%	-12.45%	N/A	N/A	-14.14%
Highest Month Performance	July 2022		2.78%		UOBAM Inovasi Obligasi Nasional (UNION) had a performance of 2.78% in July 2022 and a performance of -3.41% in April 2022.			
Lowest Month Performance	April 2022		-3.41%					

¹⁾ Since 1 October 2022, benchmark is adjusted from 80% Bloomberg Barclays EM USD Sovg ID (after tax) and 20% Avg 1-month TD (after tax) to 80% Bloomberg Barclays EM USD Sovg ID and 20% Avg 1-month TD (after tax)

Mutual Fund Performance Since Inception



Monthly Performance in the Last 5 Years



Custodian Bank Profile

PT Bank Maybank Indonesia Tbk obtained approval from BAPEPAM (Capital Market Supervisory Agency) based on the Decree of the Chairman of BAPEPAM Number Kep-67/PM/1991 dated July 20, 1991 as Custodian Bank in the Capital Market sector.

Akses Prospektus untuk informasi lebih lengkap melalui website www.uobam.co.id

Information on Proof of Mutual Fund Ownership

In accordance with the applicable OJK regulations, the confirmation letter for the subscription, redemption, and switching of Mutual Funds is a legal proof of Mutual Fund ownership issued and sent by the Custodian Bank. If there is a Securities Ownership Reference (AKSES) facility, Participation Unit Holders can view Mutual Fund ownership via the <https://akses.ksei.co.id/> page.

Disclaimer:

INVESTMENT IN MUTUAL FUND CONTAINS RISK. PRIOR DECIDING TO INVEST, PROSPECTIVE INVESTORS MUST READ AND UNDERSTAND THE PROSPECTUS. PAST PERFORMANCE DOES NOT GUARANTEE/REFLECT AN INDICATION OF PERFORMANCE IN THE FUTURE.

THE FINANCIAL SERVICES AUTHORITY (OJK) NEITHER GIVE ANY STATEMENT TO APPROVE OR DISAPPROVE TO THIS SECURITIES, AND DOES NOT EXPRESS THE ACCURACY OR ADEQUACY OF THE CONTENTS OF THE PROSPECTUS OF THIS FUND. ANY CONTRADICTION STATEMENT WITH THESE STATEMENTS IS ILLEGAL.

Mutual Funds are Capital Market products and not products issued by Selling Agents/Banking. The Mutual Funds Selling Agent is not responsible for the demands and risks of mutual fund portfolio management carried out by the Investment Manager.

This product information summary does not replace the Mutual Fund Prospectus and has been prepared by PT UOB Asset Management Indonesia for information purposes only and does not constitute a form of offer to buy or request to sell. All information contained in this document is presented correctly. If necessary, investors are advised to seek professional opinion before making an investment decision. Past performance is not necessarily an indicator of future performance, nor is it an estimate made to give an indication of its future performance or trends.

PT UOB Asset Management Indonesia as an Investment Manager is registered and supervised by OJK.



PT UOB Asset Management Indonesia
UOB Plaza Lt. 42
Jl. M.H. Thamrin No. 10
Telp. (+62) 21 29290889
Fax. (+62) 21 29290809
Website. www.uobam.co.id



Right By You